



Effects of peeling and steam-heating treatment on mechanical properties and dimensional stability of oriented *Phyllostachys makinoi* and *Phyllostachys pubescens* scrimber boards

Min Jay Chung¹ · Sheng Yang Wang^{2,3}

Received: 7 December 2017 / Accepted: 10 April 2018 / Published online: 29 May 2018
© The Japan Wood Research Society 2018

Abstract

Epidermal peeling treatment (EPT) and steam-heating treatment (SHT) are two popular pretreatments for bamboo processing. This study examined the effects of EPT and SHT on strength properties, profile density distribution, internal bond strength (IB), rate of springback, nail withdrawal resistance, and dimensional stability of oriented bamboo scrimber board (OBSB) made of moso bamboo (*Phyllostachys pubescens* Mazel) and makino bamboo (*P. makinoi* Hayata) strips. Results obtained using non-destructive testing (NDT) revealed that EPT for moso bamboo in the processing of OBSB caused lower ultrasonic-wave velocity (V_u) and dynamic modulus of elasticity ($DMOE_u$) parallel to the fiber direction, but higher V_u and $DMOE_u$ perpendicular to the fiber direction. However, EPT slightly affected variations in modulus of elasticity (MOE) and modulus of rupture (MOR) of moso bamboo. In contrast, the effects of SHT on V_u and $DMOE_u$ were inconsistent and insignificant among the OBSB samples. On the other hands, SHT caused increasing in MOE and MOR of OBSB, but leads to decrease in MOE and MOR of OBSB comprising bamboo strips after EPT. Both EPT and SHT contributed to more uniform profile densities in OBSB and had a positive impact on nail withdrawal resistance. EPT increased IB of moso bamboo and SHT enhanced IB of makino bamboo with epidermis only. Bamboo strips after SHT resulted in significant decrease in water absorption of all OBSB specimens. Reduction in swelling as a result of SHT not only improved the dimensional stability of OBSB but also enhanced strength.

Keywords Bamboo culms · Oriented bamboo scrimber board · Mechanical properties · Dimensional stability

Introduction

Bamboo (Bambusoideae) is a perennial lignified plant, which distributes in tropical and subtropical regions. Taiwan is famous for richness forest resource, where many bamboo species widely distribute from the coastlines to the mountains. Makino bamboo (*Phyllostachys makinoi* Hayata) and moso bamboo (*P. pubescens* Mazel) are two

main economic bamboos in Taiwan. Because bamboo possesses many advanced properties, such as fast growth, easily available, renewable naturally, as well as excellent mechanical and strength properties comparable to that of timber, it has become one of the most important non-timber forest products in Taiwan and other Asian countries [1–3]. Also, more and more attentions have been paid to the development and utilization of laminated bamboo material recently [2, 4–9]. Although laminated bamboos possess the multiple application, the processing of bamboo to fit the standardized production conditions would lose some of its unique properties and increasing the cost of production. In recent years, oriented bamboo scrimber (OBS), an engineered composite made of parallel bamboo bundles [10], is increasing research interest [10–14]. Mechanical properties of beams or boards manufactured by OBS have been found to be similar to or surpass those of timber or timber-based products [13, 14]. Compared with laminated bamboo, OBS is superior in that it has

✉ Sheng Yang Wang
taiwanfir@dragon.nchu.edu.tw

¹ Experimental Forest, National Taiwan University, No. 12, Section 1, Chien-Shan Road, Chu-Shan, Nantou Hsien 55750, Taiwan, Republic of China
² Department of Forestry, National Chung-Hsing University, No. 250, Kou Kung Road, Taichung 402, Taiwan, Republic of China
³ Agricultural Biotechnology Research Center, Academia Sinica, Taipei 128, Taiwan, Republic of China

higher slenderness ratio, higher raw material utilization rate [10] and lower production cost.

Structural composite products made of bamboo have low bonding strength and rough structure defects [11, 15]; however, due to recent advances in manufacturing equipment, adhesives, and hot pressing technology, OBS enhanced composite properties, including good surface texture, higher hardness, and higher longitudinal strength [12]. Hence, OBS has been widely applied to make railing, flooring, furniture, and applied to construction and civil engineering. Undeniable, as similar to other lignocellulosic materials, bamboo's high hydrophilicity characteristics causes several disadvantages for utilization, e.g., decay, shrinkage, deformation, durability, and dimensional stability [1]. To solve the problems mentioned above, heat treatment [16, 17] and chemical modifications [18, 19] have been developed to improve the durability of woody materials. Heat-treated woody materials would cause hemicellulose degradation, lignin softening, and reduced hydrophilicity of cellulose [16]; however, increasing hydrophobicity of lignocellulosic materials by high-temperature processing will enhance both natural dimensional stability and durability [17, 20, 21]. Also, Yildiz et al. reported heat treatment improved surface properties, durability, and mechanical properties in engineered bamboo composites [22]. Furthermore, their results indicated whether steam-heating procedure incorporated in the manufacturing of oriented bamboo scrimber board (OBSB) would enhance both its properties and applicability.

Density, internal bond strength (IB), modulus of elasticity (MOE), and modulus of rupture (MOR) are common indicators for bamboo strength [23]. Non-destructive techniques (NDT) have been widely conducted to evaluate the strength assessment of wood products. Ross and his coworkers found a good correlation between MOE predicted by the acoustic wave and the mean lumber MOE by determining the longitudinal speed of stress wave transmission [24]. Lin et al. [25] and Lee et al. [9] also applied NDT to evaluate the quality of moso bamboo lamina and laminated bamboo flooring; the results revealed close relationships between dynamic modulus of elasticity (DMOE), MOE, and MOR, and a positive correlation between DMOE and MOR ($R^2 = 0.92$, $p > 0.01$). Moreover, the NDT using ultrasonic wave in these two studies proved to be useful in evaluating the mechanical strength of laminated bamboo materials.

In this study, the effects of peeling and steam-heating on OBSB's strength properties, profile density distribution, IB, rate of springback, nail withdrawal resistance and dimensional stability were examined using NDT. The testing OBSBs were made of makino bamboo and moso bamboo with either epidermis removed or kept intact. Our results not only contribute to more thorough understanding of properties of peeled and steam-heated bamboo but

also provide expedient information for development and applications of bamboo-based engineering materials.

Materials and methods

Oriented bamboo scrimber board (OBSB)

Three-year-old moso bamboo and makino bamboo culms were collected from the Experimental Forest of National Taiwan University in Nan-Tou County, Taiwan, in October 2015. Also, the same age of bamboo samples was also collected from Lin'an County, Zhejiang Province, China. In addition to makino bamboo and moso bamboo culms were collected from Taiwan and China, respectively. Moso bamboo culms collected from Taiwan samples were divided into two groups, i.e., unpeeled/with the epidermis and peeled/without epidermis. All samples were pre-treated with an alkaline solution containing 2% potassium hydroxide (KOH) at 100 °C for 30 min and then oven-dried at 80 °C. For steam-heating treatment (SHT), bamboo strips were placed in a steam-heating furnace at 120 °C for 6 h.

After pretreatment, bamboo culms were extruded into 450 × 1.0–2.0 mm (length × width) of thin strips by mechanical processing. Then they were placed unidirectionally in a 450 × 450 × 12.0 mm (length × width × thickness) of the iron frame to form a board at 0.90 g/cm³ density. The adhesive used in this study is a water-soluble urea formaldehyde (UF) resin with a 63.6% solid content provided by Wood Glue Industrial Co., Tainan, which was applied at 10% based on raw materials. The strips were hot-pressed under curing temperature of 120 °C at 147 Pa for 12 min, followed by 10-min cooling. Figure 1 illustrates the manufacturing flowchart of OBSB from bamboo strips.

Before the experiments, all specimens were conditioned in a controlled environment with the temperature at 20 °C and relative humidity (RH) at 65% for 2 weeks. Table 1 summarizes the codes and treatments of the eight experimental OBSB specimens ($n = 9$) in this study.

Non-destructive evaluation

Non-destructive evaluation techniques were conducted to evaluate the ultrasonic-wave velocity (V_u) and DMOE using a portable ultrasonic non-destructive testing device (Sylvatest Duo, Saint Sulpice, Switzerland) at a frequency of 22 kHz. Specimens were placed between the transmitting and receiving transducers ($n = 9$), and the travel time of the ultrasonic wave (transmission time) were recorded.

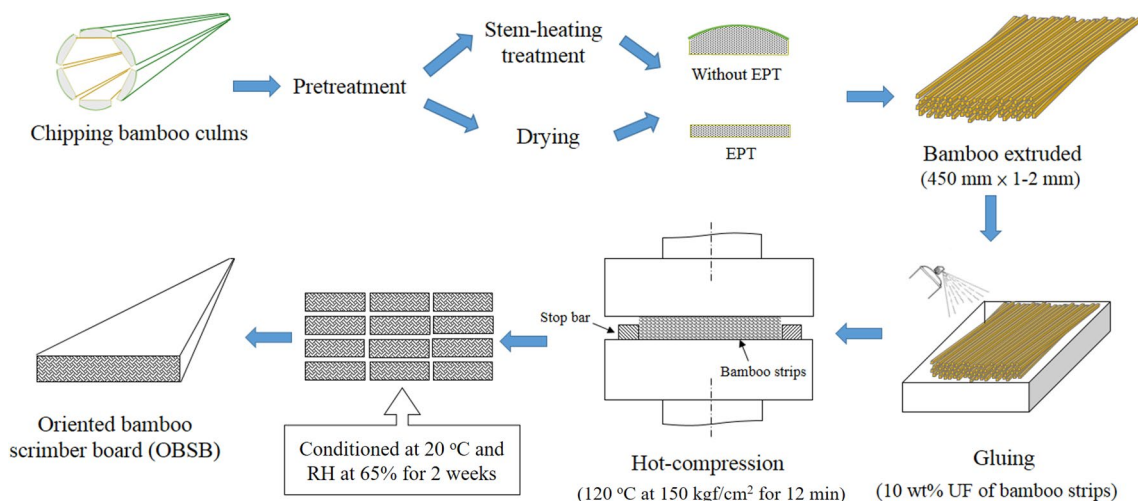


Fig. 1 Manufacturing process of oriented bamboo scrimber board (OBSB)

Table 1 Codes and treatments of experimental oriented bamboo scrimber board (OBSB) specimens

No.	Origin of Bamboos	Species	EPT	SHT	Code
1	Taiwan	Makino bamboo	No	No	TPmE
2				Yes	TPmE-H
3		Moso bamboo	No	No	TMosoE
4				Yes	TMosoE-H
5			Yes	No	TMoso
6				Yes	TMoso-H
7	China	Moso bamboo	Yes	No	CMoso
8				Yes	CMoso-H

EPT epidermal peeling treatment, bamboo samples were peeled with epidermis, TPmE without EPT and SHT, makino bamboo culms were collected from Taiwan, TPmE-H without EPT, makino bamboo culms were collected from Taiwan, TMosoE without EPT and SHT, moso bamboo culms were collected from Taiwan, TMosoE-H without EPT, moso bamboo culms were collected from Taiwan, TMoso with EPT, moso bamboo culms were collected from Taiwan, TMoso-H with EPT and SHT, moso bamboo culms were collected from Taiwan, CMoso With EPT, moso bamboo culms were collected from China, CMoso-H with EPT and SHT, moso bamboo culms were collected from China, SHT Steam-heating treatment, bamboo strips were placed in a steam-heating furnace at 120 °C for 6 h

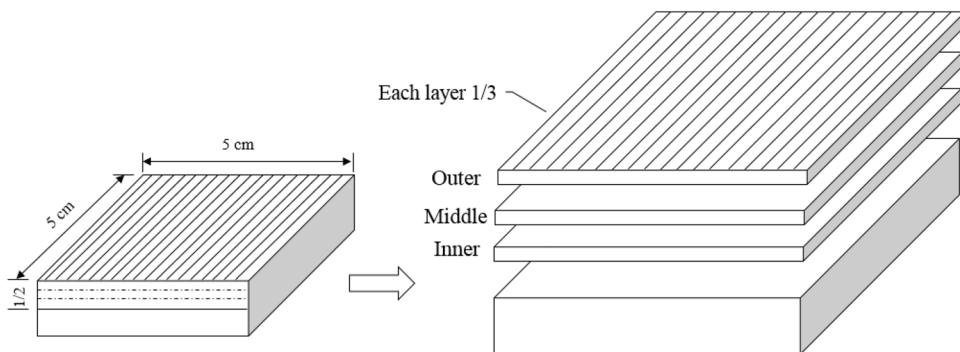
Mechanical strength analysis

The mechanical strength of OBSB specimens (n = 9) were examined using the American Society Testing and Materials (ASTM) method standard D-1037 [26]. The static bending test was carried out using a Shimadzu UH-10A (Tokyo, Japan) universal-type testing machine according to the center-loading method for specimens. A concentrated bending load was applied at the center with a span 15 times the thickness of the specimen. Both MOE and MOR were calculated from load–deflection curves.

Profile density distribution analysis

Figure 2 shows the schematic view of the OBSB specimen for analysis of profile density distribution (n = 9). The specimens were 50.0 × 50.0 × 12.0 mm (length × width × thickness), divided into two halves, with each half made up of three OBSB layers. The dimensions of each OBSB layer were 50.0 × 50.0 × 2.0 mm (length × width × thickness). The density of each layer was calculated according to its weight and volume measured after each grinding by a sand mill. All density

Fig. 2 Schematic view for profile density analysis of OBSB



values thus obtained were plotted to illustrate the profile density distribution.

Internal bond strength (IB) analysis

The tensile strength perpendicular to the surface was determined using nine samples of 50.0×50.0 mm from each panel according to ASTM standard D-1037 [26]. The rupture load (P) was determined.

Springback (SB) analysis

Specimens of 12.0 mm thickness were placed in a controlled environment with 65% RH for 2 weeks. The percentage of SB was calculated ($n=9$).

Nail withdrawal resistance analysis

According to the method of test for particleboards of the Chinese National Standards (CNS 2215 standard) [27], the OBSB specimens ($n=9$) were placed in a controlled environment with 65% RH for 3 weeks. The dimensions of each OBSB specimen were 100×50.0×12.0 mm (length×width×thickness), and those of a wood screw was 2.7×16.0 mm (diameter×length). Wood screws were drilled vertically into OBSB specimens to a depth of 11.0 mm and then pulled up vertically at 2.0 mm/min. The maximum pull loading was measured, and the average of three measurements was taken as the nail withdrawal resistance.

Dimensional stability

The OBSB specimens were tested using ASTM method standard D-1037 [26] to determine water absorption (WA), thickness swelling (TS), and volumetric swelling (S). Initial thickness in the middle of the test specimen was first measured with a micrometer. Number of specimens per variable is 9 repeats. Then all test specimens were placed in parallel 30 mm under water and soaked for 2 and 24 h before the thickness was measured again.

Analysis of variance

All multiple comparisons of physical and mechanical properties were subjected to Tukey's test and analysis of variance (ANOVA). Significant differences between mean values of control and experimental specimens ($n=9$) were determined using the Duncan's multiple range test.

Results and discussion

Ultrasonic-based dynamic properties

Ultrasonic-wave velocity (V_u)

As shown in Table 2, the standard deviations of mean density (ρ) of specimens range from 0.02 to 0.06, indicating no significant difference in density ($p > 0.05$) among these eight OBSB samples that had been hot-pressed into 0.90 g/cm³. Furthermore, the ultrasonic-wave velocities parallel to the fiber direction, $V_{u(//)}$, were in the order of makino bamboo culms were collected from Taiwan with the epidermis and SHT (TPmE-H) \approx makino bamboo culms were collected from Taiwan without EPT and SHT (TPmE) $>$ moso bamboo culms were collected from Taiwan without EPT and SHT (TMosoE) \approx moso bamboo culms were collected from Taiwan with the epidermis and SHT (TMosoE-H) $>$ moso bamboo culms were collected from Taiwan with EPT and SHT (TMoso-H) \approx moso bamboo culms were collected from Taiwan with EPT (TMoso) $>$ moso bamboo culms were collected from China with EPT only (CMoso) \approx moso bamboo culms were collected from China with EPT and SHT (CMoso-H). A significant difference in $V_{u(//)}$ between OBSB made of moso bamboo with and without epidermis was observed. In other words, bamboo culms after epidermal peeling treatment (EPT) undermine ultrasonic wave transmission as evidenced by the lower $V_{u(//)}$ of TMoso, whether SHT or not, compared with TMosoE. On the other hand, SHT had the inconsistent and insignificant influence on $V_{u(//)}$. Meanwhile, OBSB comprised of makino bamboo had higher $V_{u(//)}$ than by moso bamboo from both Taiwan and China. Finally, OBSB encompassed Taiwan-origin bamboo had significant higher $V_{u(//)}$ than their China-origin samples. Lee et al. in their analysis on laminated moso bamboo flooring obtained $V_{u(//)}$ ranging between 4016 and 4174 m/s, implying similar transmission time for both types of the bamboo-based composite board [9]. Moreover, OBSB specimens made of China-origin moso bamboo had $V_{u(//)}$ values identical to those of laminated bamboo.

In regard to ultrasonic-wave velocity perpendicular to the fiber direction, $V_{u(\perp)}$, Table 2 reveals much lower $V_{u(\perp)}$ for TPmE, TMosoE, TMoso and, CMoso, only 23.1, 27.3, 36.8, and 36.8%, respectively. However, the $V_{u(//)}$ was more significant than $V_{u(\perp)}$ was because OBSB, which was a composite with reorganized the fiber network, had less influence on ultrasonic wave transmitted parallel to the fiber direction. In contrast, transmission of ultrasonic wave perpendicular to fiber direction would be slowed down in the absence of horizontal fiber structure with small gaps in between the fine bamboo strips. Without

Table 2 Average density, ultrasonic-wave velocity, DMOE, MOE, and MOR of eight oriented bamboo scrimber board (OBSB) specimens

Source	Code	ρ (g/cm ³)	$V_{u(//)}$ (m/s)	$V_{u(\perp)}$ (m/s)	DMOE _{u(//)} (GPa)	DMOE _{u(\perp)}} (GPa)	MOE _(//) (GPa)	MOE _(\perp) (GPa)	MOR _(//) (MPa)	MOR _(\perp) (MPa)	
Taiwan	TPmE	1.02 ^a (0.06)	5720 ^b (49)	1319 ^a (21)	33.4 ^a (2.4)	1.77 ^c (0.05)	16.9 ^b (0.9)	1.06 ^d (0.10)	173 ^b (12)	2.28 ^c (0.69)	
	TPmE-H	1.03 ^a (0.06)	5780 ^b (73)	1530 ^b (19)	34.4 ^a (1.8)	2.41 ^b (0.10)	19.6 ^a (1.2)	1.43 ^{b,c} (0.16)	197 ^a (15)	5.22 ^b (0.94)	
	TMosoE	1.02 ^a (0.05)	5050 ^b (57)	1381 ^c (47)	26.0 ^b (1.0)	1.95 ^c (0.14)	1.95 ^c (0.14)	14.5 ^c (0.9)	1.11 ^d (0.10)	167 ^{b,c} (7)	3.24 ^c (0.55)
	TMosoE-H	1.03 ^a (0.05)	4917 ^b (50)	1500 ^b (18)	24.9 ^b (1.0)	2.32 ^b (0.08)	14.9 ^c (0.8)	1.36 ^c (0.16)	1.36 ^c (0.16)	160 ^c (9)	5.31 ^b (0.95)
China	TMoso	1.06 ^a (0.03)	4410 ^c (52)	1623 ^a (35)	20.6 ^c (0.5)	2.79 ^a (0.13)	14.1 ^c (0.4)	2.09 ^a (0.09)	165 ^{b,c} (8)	10.60 ^a (1.63)	
	TMoso-H	1.02 ^a (0.06)	4520 ^c (70)	1538 ^b (29)	20.8 ^c (1.3)	2.41 ^b (0.11)	11.6 ^d (0.8)	1.35 ^c (0.20)	134 ^d (9)	6.32 ^b (0.77)	
	CMoso	0.99 ^a (0.02)	4164 ^d (31)	1532 ^b (19)	17.2 ^{c,d} (0.5)	2.32 ^b (0.02)	9.8 ^c (0.3)	1.58 ^b (0.05)	125 ^d (6)	12.35 ^a (1.39)	
	CMoso-H	0.98 ^a (0.03)	4106 ^d (49)	1535 ^b (45)	16.5 ^d (0.7)	2.31 ^b (0.07)	9.3 ^c (0.7)	1.12 ^d (0.26)	98.3 ^c (6.6)	5.20 ^b (1.71)	

Values in parentheses are standard deviations

Different letters a, b, c, and d in a given column indicate significant differences at 0.05 level obtained by Tukey's test and analysis of variance (ANOVA)

ρ density, V_u ultrasonic-wave velocity, DMOE dynamic modulus of elasticity calculated from V , MOE modulus of elasticity, MOR modulus of rupture, // parallel to fiber direction, \perp perpendicular to fiber direction. Abbreviations for code are defined in Table 1

SHT specimens after EPT had higher $V_{u(\perp)}$ than those with epidermis intact, indicating EPT might have a positive effect on $V_{u(\perp)}$. In general, all specimens after SHT, except TMoso, had higher $V_{u(\perp)}$ compared with their non-heated counterparts. It indicated that SHT contributes to enhancing $V_{u(\perp)}$. Compared with $V_{u(\perp)}$ of 1710 m/s for laminated moso bamboo flooring reported by Lee et al., the OBSB specimens had comparable transmission time, again indicating similarity in both types of the bamboo-based composite board [9].

Dynamic modulus of elasticity (DMOE)

Table 2 demonstrates the DMOE_{u(//)} values of OBSB specimens comprising bamboo without SHT were in the order of TPmE > TMosoE > TMoso > CMoso with significant difference ($p < 0.05$). Again, OBSB made with bamboo culms after EPT whether SHT or not, had lower DMOE_{u(//)} while the effect of SHT on DMOE_{u(//)} was inconsistent and insignificant. OBSB made of makino bamboo had significant higher DMOE_{u(//)} than moso bamboo groups from both Taiwan and China. OBSB made of Taiwan-origin bamboo had significant higher DMOE_{u(//)} than made of China-origin bamboos. Lee et al. obtained a DMOE_{u(//)} of 10.4 GPa for Taiwan-origin moso bamboo laminated board [9], which is much lower than OBSB observed in this study. The difference between two studies might due to the thermal compression process in the manufacture of OBSB. Hot pressing contributed to increase density, leading to higher DMOE. Comparatively, DMOE_{u(\perp)}} of all eight specimens were much lower than their DMOE_{u(//)}. Higher DMOE_{u(\perp)}} was observed in OBSB comprising bamboo strips after EPT, indicating positive impact of EPT on DMOE_{u(\perp)}}. On the other hand, SHT increased DMOE_{u(\perp)}} in OBSB comprising unpeeled bamboo while decrease in DMOE_{u(\perp)}} was observed in OBSB made using steam-heated bamboo without epidermis.

Mechanical strength analysis

Modulus of elasticity (MOE)

Table 2 shows that MOE_(//) of OBSB specimens made of without SHT bamboo was in the order of TPmE > TMosoE = TMoso > CMoso. The MOE_(//) of makino bamboo with epidermis intact was significantly higher than those of moso bamboo from both Taiwan and China. Chung and Wang had obtained the similar results for untreated makino and moso bamboo specimens [28]. Moreover, OBSB specimens made of Taiwan-origin bamboo had markedly higher MOE_(//) than those made of China-origin bamboo ($p < 0.05$).

The same trend of MOE_(//) was observed, which is TPmE-H > TMosoE-H > TMoso-H > CMoso-H for OBSB specimens comprising steam-heated bamboo strips. Not only

MOE_(//) of *TPmE*-H was much higher than other groups, but also its MOE_(//) was the largest. According to our previous study, the high α -cellulose content contributed the higher MOE of *TPmE*-H [28]. It also indicated that *TPmE*-H contained higher holocellulose and α -cellulose content than *TMosoE*-H; thus, the MOE value of *TPmE*-H was higher than *TMoso*-H. On the other hand, the OBSB made of bamboo with epidermis after SHT could increase MOE_(//), it is reasonable that the MOE_(//) of *TPmE*-H was higher than *TMosoE*-H. In addition to this, the anatomical characteristics in relation to the mechanical properties of bamboo culms also have been studied by several studies [1]. They concluded that vascular bundle size (radial/tangential ratio), distribution and concentration of vascular bundle and fiber dimensions (fiber length and wall thickness) correlated positively with MOE and stress at proportional limit. In this regard, it is worthwhile to further research and discuss the differences in the anatomical characteristics of the makino and moso bamboo to make a more comprehensive explanation. On the contrary, OBSB comprised bamboo strips after SHT and EPT showed the decline in MOE_(//). As shown in Table 2, the MOE_(//) of the eight OBSB specimens ranged from 9.30 to 19.58 GPa, which was significantly higher than that of laminated bamboo boards made using Taiwan-origin moso bamboo (9.1 GPa) [9].

MOE_(⊥) of all eight OBSB specimens were much lower than their MOE_(//). Such difference is accounted for by the lower transverse strength of bamboo. Similar to the trend observed for MOE_(//), increase in MOE_(⊥) as a result of SHT was found only in OBSB comprising bamboo with epidermis while reduced MOE_(⊥) was observed in bamboo after SHT and EPT. As shown in Table 2, the MOE_(⊥) of the eight OBSB specimens ranged from 1.06 to 2.09 GPa, which was significantly lower than that of laminated bamboo boards made using Taiwan-origin moso bamboo (2.6 GPa) obtained by Lee et al. [9].

Modulus of rupture (MOR)

The results of MOR_(//) (Table 2) were in general similar to those of MOE_(//). That is, the MOR_(//) of OBSB comprised makino bamboo with epidermis intact were significantly higher than their moso bamboo counterparts from both Taiwan and China whether SHT or not. OBSB made of Taiwan-origin bamboo had distinctly higher MOR_(//) than China-origin samples. The MOR_(//) difference between *TMosoE* and *TMoso* was insignificant ($p < 0.05$), indicating that EPT slightly effected in MOR_(//) of moso bamboo. However, SHT significantly augments MOR_(//) of unpeeled makino bamboo but decreases MOR_(//) of moso bamboo with and without EPT. The OBSB bad of peeled moso bamboo and China-origin bamboo were dramatically reduced their MOR_(//). Chung and Wang evaluated the impact of EPT and SHT on

makino and moso bamboo, and attributed the variations in strength to their difference in holocellulose contents; a close correlation between holocellulose content and strength in both bamboo and wood [28]. Compared with the MOR_(//) of 95.6 MPa for parallel-grain structural laminate boards made of Taiwan-origin moso bamboo reported by Lee et al., all eight OBSB specimens in this study revealed a higher MOR_(//), with the minimum being 98.3 MPa for *CMoso*-H and the maximum being 196.5 MPa for *TPmE*-H [9].

Furthermore, MOR_(⊥) of all eight OBSB specimens were much lower than their MOE_(//). As shown in Table 2, the MOR_(⊥) ranged from 2.28 to 12.4 MPa, which were significantly lower than that of laminated bamboo boards made using Taiwan-origin moso bamboo (15.8 MPa) obtained by Lee et al. [9]. The transverse strength of OBSB depends mainly on strength of the resin between bamboo strips, thus accounting for the lower MOR_(⊥) in OBSB specimens than the laminated bamboo board. SHT augments MOR_(⊥) of unpeeled makino bamboo and moso bamboo but decreased MOR_(⊥) of their peeled counterparts.

Profile density distribution analysis

Profile density distribution is an essential index for wood composite mechanical properties. Winistorfer et al. suggested that high-temperature compression caused the density of the outer layer to be significantly higher than that of the middle layer of wood composites [29]. Figure 3 shows the profile density distribution of different layers of OBSB specimens. There were variations in density among the layers, and the differences in density were significant ($p < 0.05$) for *TPmE* and *TMosoE*. On the contrary, OBSB specimens made of peeled moso bamboo showed smaller variations in density at different layers. That is to say, the differences in density observed in bamboo after EPT were insignificant ($p > 0.05$). Furthermore, comparing the density before and after SHT shows more uniform density at different layers of OBSB. It indicates that the differences in density between layers in steam-heated OBSB specimens become insignificant as a result of SHT ($p > 0.05$). Taken together, after EPT and SHT could reduce variations in density, these two processes increased more uniform profile densities in OBSB.

Internal bond strength (IB) analysis

Kojima and Suzuki used IB as the index for determined durability of various woody composites and reported a positive correlation between gluing strength and IB [30]. As shown in Fig. 4, the IB of OBSB specimens made of peeled bamboo, i.e., *TMoso* (3.04 MPa) and *CMoso* (2.83 MPa), were higher than the samples without EPT. It means that EPT increased IB strength in moso bamboo. However, SHT reduced IB of OBSB specimens made of peeled bamboo,

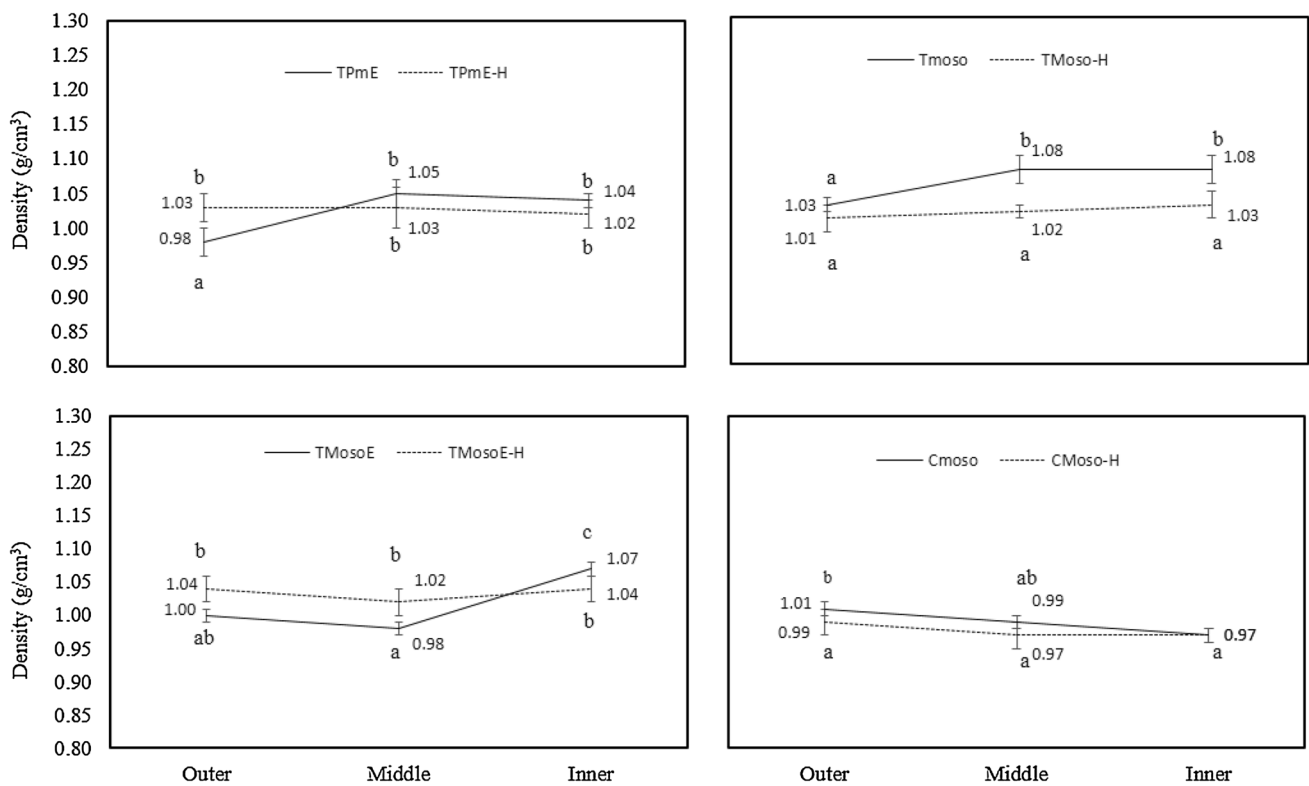
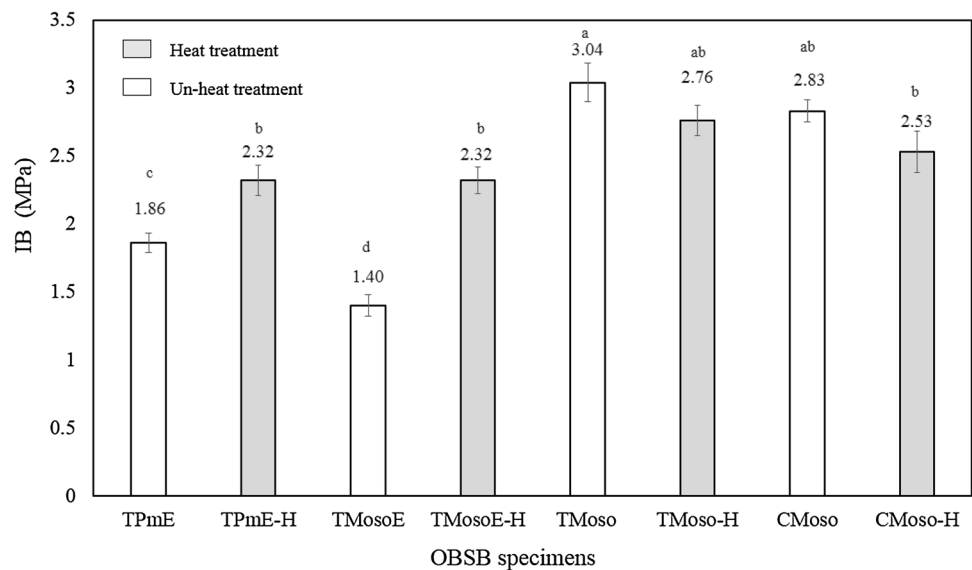


Fig. 3 Profile density of eight OBSB specimens. (Different letters indicate significant differences at 0.05 level obtained by ANOVA.)

Fig. 4 Internal bond strength (IB) strength of eight OBSB specimens. (Different letters indicate significant differences at 0.05 level obtained by Tukey’s test and ANOVA.)



TMoso-H (2.76 MPa) and Cmoso-H (2.53 MPa). In contrast, OBSB specimens made of steam-heated bamboo with epidermis showed increment in IB. SHT enhanced IB of without EPT bamboo. In the case of TPmE and TMosoE, their significant difference in IB (1.86 and 1.40 MPa, respectively, $p < 0.05$) was eliminated by SHT, with their IB both increased to 2.32 MPa. In summary, OBSB specimens

comprised bamboo strips without EPT had higher IB after SHT while such treatment will cause IB to reduce in OBSB specimens consisting of peeled bamboo strips. Lin and Huang reported the similar result [31]. Thermal compression enhanced gluing quality and further increase density for the particle board; thus strengthening the internal bond. In conclusion, the present results show that the IB of all eight

OBSB specimens meets the standards for CNS 2215 [27] surface particle board (0.3 MPa) and EN 312 Europe cohesion strength (0.4 MPa) [32].

Springback (SB) analysis

Lee et al. evaluated the physical and mechanical properties of OSB made of moso bamboo and reported that resin content had significantly effect on MOE, MOR, IB and TS, but not on SB, linear expansion and nail withdrawal resistance [33]. As shown in Fig. 5, SB decreased after steam-heating treatment with the most significant reduction observed in TPmE, from 12.50 to 8.33%. Moreover, OBSB made of Taiwan-origin makino and moso bamboo had lower SB than those comprising peeled Taiwan-origin and China-origin moso bamboo without EPT. Taken together, the results show that peeling treatment caused higher SB, while steam-heating reduced SB. Tabarsa and Chui explained lower density of woody composites with a lower SB value is due to the vessel and the cell lumen within the tissue of the bamboo, which are not compressed after hot pressing process [34]. Thus, it can be agreed with SB and density of OBSB specimens was a proportional relationship.

Nail withdrawal resistance analysis

As shown in Fig. 6, OBSB made of bamboo with SHT treatment, both with and without EPT, had higher nail withdrawal resistance. SHT enhanced the nail holding strength, with the most significant increment observed in OBSB made of China-origin moso bamboo. Moreover, Makino bamboo OBSB had lower nail withdrawal resistance compared with moso bamboo ones. Furthermore, OBSB comprising peeled moso bamboo strips had higher nail withdrawal resistance

compared with their counterparts without EPT. EPT had a positive effect on nail holding strength. This result with the contents of benzene-alcohol extraction, hemicellulose of eight different bamboo [28] and the IB value of eight OBSB specimens analysis have similar trends. Therefore, it is speculated that since EPT and SHT will increase the content of benzene-alcohol extraction and hemicellulose in bamboo materials, it will contribute to produce more gluing areas and higher IB values during hot pressing. This result will help to enhance the mechanical interlocking effect of the OBSB board for wood screws. Indirectly improves the value of the nail withdrawal resistance. Besides, the nail withdrawal resistance of all eight OBSB specimens exceeded 51 kgf/cm², the CNS 2215 standard on the particle boards of type 35-15 [27].

Dimensional stability

Previous research reported that heat treatment caused wood modification, thus reducing S and hygroscopicity [35, 36]. As shown in Table 3, OBSB specimens comprising CMoso had the highest WA% while those containing TPmE had the lowest WA%. SHT bamboo strips resulted in significant decrease in WA% of all OBSB specimens ($p < 0.05$). Mohebbi and Lbeighi indicated that SHT caused degradation of hemicellulose, which affected the hygroscopicity of the woody material [37]. Moreover, fibers in the non-crystalline region of cellulose undergo increased crystallinity, which makes it retard water to enter the fiber. The same decrement in hygroscopicity of bamboo was also observed by Lee et al. [9].

Furthermore, SHT caused a significant reduction in both TS% and S% in all OBSB specimens, with the most significant decrease (TS % from 16.2 to 4.82%, S% from 22.7 to

Fig. 5 Springback of eight OBSB specimens. (Different letters indicate significant differences at 0.05 level obtained by Tukey's test and ANOVA.)

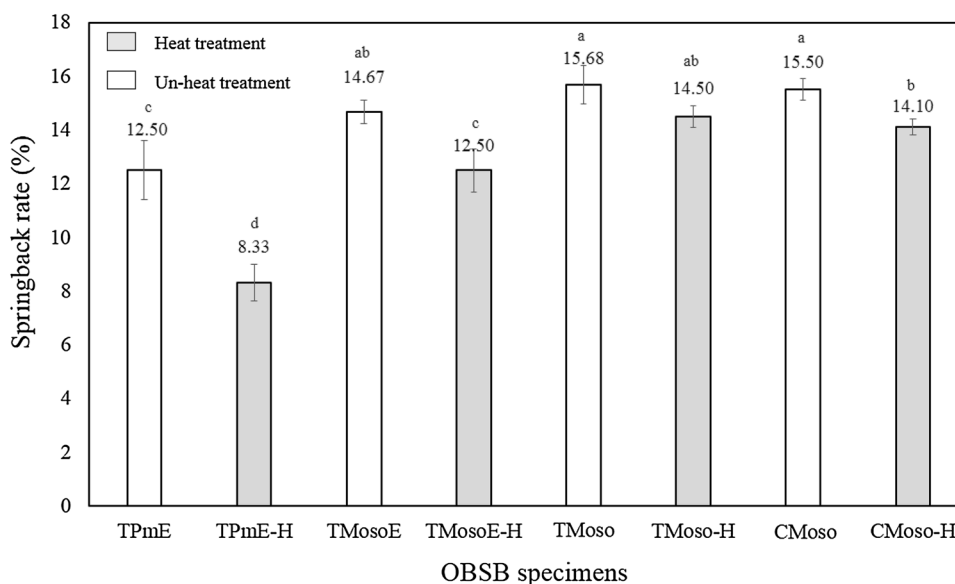


Fig. 6 Nail withdrawal resistance of eight OBSB specimens. (Different letters indicate significant differences at 0.05 level obtained by Tukey’s test and ANOVA.)

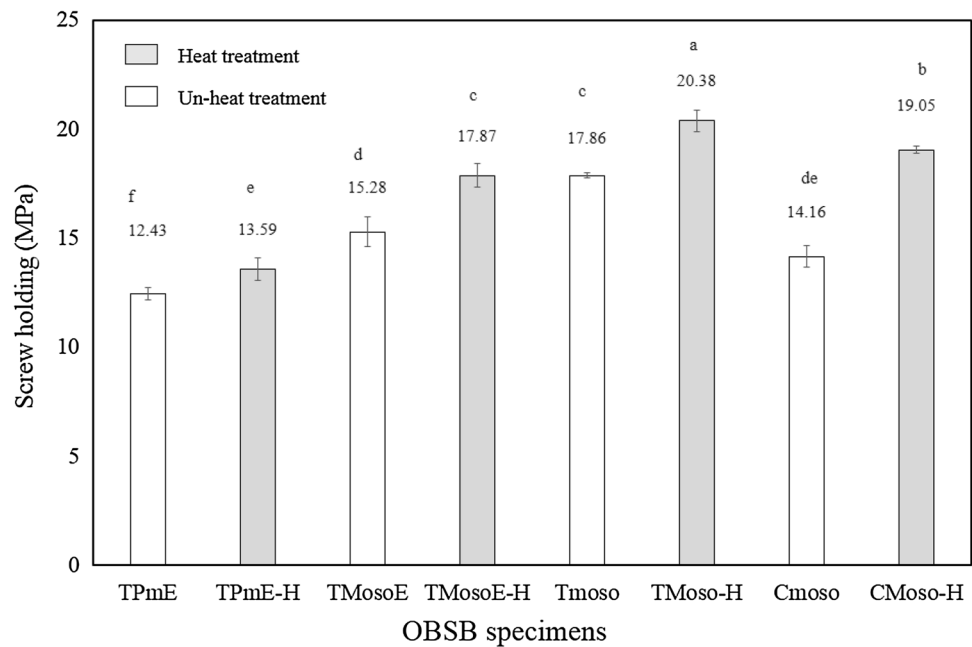


Table 3 Thickness swelling coefficient and volumetric swelling coefficient of eight oriented bamboo scrimber board (OBSB) specimens

Board type & process	Code	WA (%)	TS (%)	S (%)	
Taiwan Makino	TPmE	25.7 (2.1) ^c	13.7 (1.7)	24.0 (0.9)	
	TPmE-H	15.7 (1.5) ^d	7.98 (0.6)	12.6 (0.9)	
	Moso	TMosoE	26.0 (1.0) ^c	11.9 (0.9)	20.7 (0.9)
		TMosoE-H	16.5 (1.3) ^d	6.99 (2.0)	10.5 (2.7)
		TMoso	28.0 (4.1) ^b	10.2 (1.8)	15.6 (2.7)
		TMoso-H	12.2 (1.5) ^e	4.81 (1.1)	6.6 (1.0)
China Moso	CMoso	31.0 (4.3) ^a	16.2 (3.6)	22.7 (4.8)	
	CMoso-H	15.5 (1.1) ^{de}	4.82 (1.1)	6.8 (1.3)	

Different letters a, b, c, d and e in a given column indicate significant differences at 0.05 level obtained by Tukey’s test and analysis of variance (ANOVA)

WA water absorption, TS thickness swelling, S volumetric swelling. Abbreviations for code are defined in Table 1

6.76%) observed in OBSB comprised CMoso. These results prove that dimensional stability can be greatly improved in OBSB made of SHT bamboo strips. Kojima and Suzuki [30] pointed out that mechanical strength of composite boards is positively correlated with IB and inversely related to TS %. Hence, reduction in TS % as a result of SHT would also lead to strength enhancement.

Conclusions

Oriented bamboo scrimber board (OBSB) made of makino and moso bamboo strips with and without EPT and SHT showed different strength properties. Results obtained using NDT revealed that EPT applied to moso bamboo in the processing of OBSB led to lower $V_{u(//)}$, higher $V_{u(\perp)}$, lower $DMOE_{u(//)}$ and higher $DMOE_{u(\perp)}$ while it affected less significant variations in MOE and MOR of moso bamboo. In contrast, the impact of SHT on V_u and $DMOE_u$ was inconsistent and insignificant among the OBSB specimens. On the other hand, SHT caused the increase in MOE and MOR of OBSB comprising bamboo with epidermis intact but led to decrease in MOE and MOR of OBSB contained peeled bamboo strips. Both EPT and SHT contributed to more uniform profile densities in OBSB and had a positive impact on nail withdrawal resistance. EPT increased IB of moso bamboo but SHT enhanced IB of bamboo with epidermis only. Bamboo strips after SHT resulted in significant decrease in WA of all OBSB specimens. Reduction in swelling as a result of SHT not only improved the dimensional stability of OBSB but also enhanced strength.

Acknowledgements This study was supported by a Grant (106-A03-5) from the Experimental Forest, College of Bioresource and Agriculture, National Taiwan University, Taiwan, ROC. We also thank the Forestry Bureau for financial support.

References

- Liese W (1987) Research on bamboo. *Wood Sci Technol* 21:189–209
- Obataya E, Kitin P, Yamauchi H (2007) Bending characteristics of bamboo (*Phyllosachys pubescens*) with respect to its fiber-foam composite structure. *Wood Sci Technol* 41:385–400
- Khalil HPSA, Bhat IUH, Jawaid M, Zaidon A, Hermawan D, Hadi YS (2012) Bamboo fibre reinforced biocomposites: a review. *Mater Design* 42:353–368
- Lee AWC, Bai X, Bangi AP (1998) Selected properties of laboratory-made laminated bamboo lumber. *Holzforschung* 52:207–210
- Lee AWC, Liu Y (2003) Selected physical properties of commercial bamboo flooring. *Forest Prod J* 53:23–26
- Okubo K, Fujii T, Yamamoto Y (2004) Development of bamboo-based polymer composites and their mechanical properties. *Compos Part A-Appl S* 35:377–383
- Sulastiningsih IM, Nurwati (2009) Physical and mechanical properties of laminated bamboo board. *J Trop Forest Sci* 21:246–251
- Verma CS, Chariar VM (2012) Development of layered laminate bamboo composite and their mechanical properties. *Composites: Part B: Engineering* 43:1063–1069
- Lee CH, Chung MJ, Lin CH, Yang TH (2012) Effects of layered structure on the physical and mechanical properties of laminated moso bamboo (*Phyllosachys edulis*) flooring. *Constr Build Mater* 28:31–35
- Yu Y, Zhu R, Wu B, Hu Y, Yu W (2015) Fabrication, material properties, and application of bamboo scrimber. *Wood Sci Technol* 49:83–98
- Wang JX (1989) Bamboo scrimber: novel technology and novel product. *China Wood Ind* 3:52–53
- Yu WJ, Yu YL (2013) Development and prospect of wood and bamboo scrimber industry in China. *China Wood Ind* 27:5–8
- Sharma BA, Gatóo MB, Ramage M (2015) Engineered bamboo for structural applications. *Constr Build Mater* 81:66–73
- Sharma B, Gatóo A, Ramage MH (2015) Effect of processing methods on the mechanical properties of engineered bamboo. *Constr Build Mater* 83:95–101
- Nugroho N, Ando N (2001) Development of structural composite products made from bamboo II: fundamental properties of laminated bamboo lumber. *J Wood Sci* 47:237–242
- Bekhta P, Niemz P (2003) Effect of high temperature on the change in color, dimensional stability and mechanical properties of spruce wood. *Holzforschung* 57:539–546
- Esteves B, Pereira H (2009) Wood modification by heat-treatment: a review. *BioResources* 4:370–404
- Chang ST, Chang HT (2001) Comparisons of the photostability of esterified wood. *Polym Degrad Stab* 71:261–266
- Evans PD, Owen NL, Schmid S, Webster RD (2002) Weathering and photostability of benzoylated wood. *Polym Degrad Stab* 76:291–303
- Borrega M, Kärenlampi PP (2008) Mechanical behavior of heat-treated spruce (*Picea abies*) wood at constant moisture content and ambient humidity. *Holz Roh Werkst* 66:63–69
- Zhao RJ, Jiang ZH, Hse CY, Shupe TF (2010) Effects of steam treatment on bending properties and chemical composition of moso bamboo (*Phyllostachys pubescens*). *J Trop Forest Sci* 22:197–201
- Yildiz S, Gezer ED, Yildiz UC (2006) Mechanical and chemical behavior of spruce wood modified by heat. *Build Environ* 41:1762–1766
- Mishiro A (1996) Effect of density on ultrasonic velocity in wood. *Mokuzai Gakkaishi* 42:887–894
- Ross RJ, McDonald KA, Green DW, Schad KC (1997) Relationship between log and lumber modulus of elasticity. *Forest Prod J* 47:89–92
- Lin CJ, Tsai MJ, Wang SY (2006) Nondestructive evaluation techniques for assessing dynamic modulus of elasticity of moso bamboo (*Phyllosachys edulis*) lamina. *J Wood Sci* 52:342–347
- ASTM D-1037 (1999) Standard test method for evaluating properties of wood base fiber and particle panel materials. American Society Testing and Materials (ASTM), West Conshohocken, PA
- CNS 2215 (2012) Particleboards. Chinese National Standards (CNS), Republic of China, R.O.C.
- Chung MJ, Wang SY (2017) Effects of peeling and steam-heating treatment on basic properties of *Phyllostachys makinoi* and *Phyllostachys pubescens* culms. *J Wood Sci* 63:473–482
- Winistorfer PM, Xli W, Wimmer R (1995) Application of a drill resistance technique for density profile measurement in wood composite panels. *Forest Prod J* 45:50–53
- Kojima Y, Suzuki S (2011) Evaluating the durability of wood-based panels using internal bond strength results from accelerated aging treatments. *J Wood Sci* 57:7–13
- Lin HC, Huang JC (2001) Apply fade effective image processing analysis technique to evaluate internal bond strength of particleboard. *Taiwan J Forest Sci* 23:77–86
- EN 312 (2003) Particleboards-specifications. European Committee for Standardization, Brussels, pp 1–21
- Lee AWC, Bai X, Peralta PN (1996) Physical and mechanical properties of strandboard made from moso bamboo. *Forest Prod J* 46:84–88
- Tabarsa T, Chui YH (1997) Effects of hot-pressing on properties of white spruce. *Forest Prod J* 47:71–76
- Gunduz G, Aydemir D (2009) Some physical properties of heat-treated Hornbeam (*Carpinus betulus* L.) Wood. *Dry Technol* 27:714–720
- Korkut S, Bektas İ (2008) The effects of heat treatment on physical properties of Uludag fir (*Abies bornmuelleriana* Mattf.) and Scots pine (*Pinus sylvestris* L.) wood. *Forest Prod J* 58:95–99
- Mohebbi B, Lileighi F (2007) Physical and mechanical properties of hydrothermally modified medium density fiberboard (MDF). Proceedings of the International Panel Products Symposium. Cardiff, Wales, UK